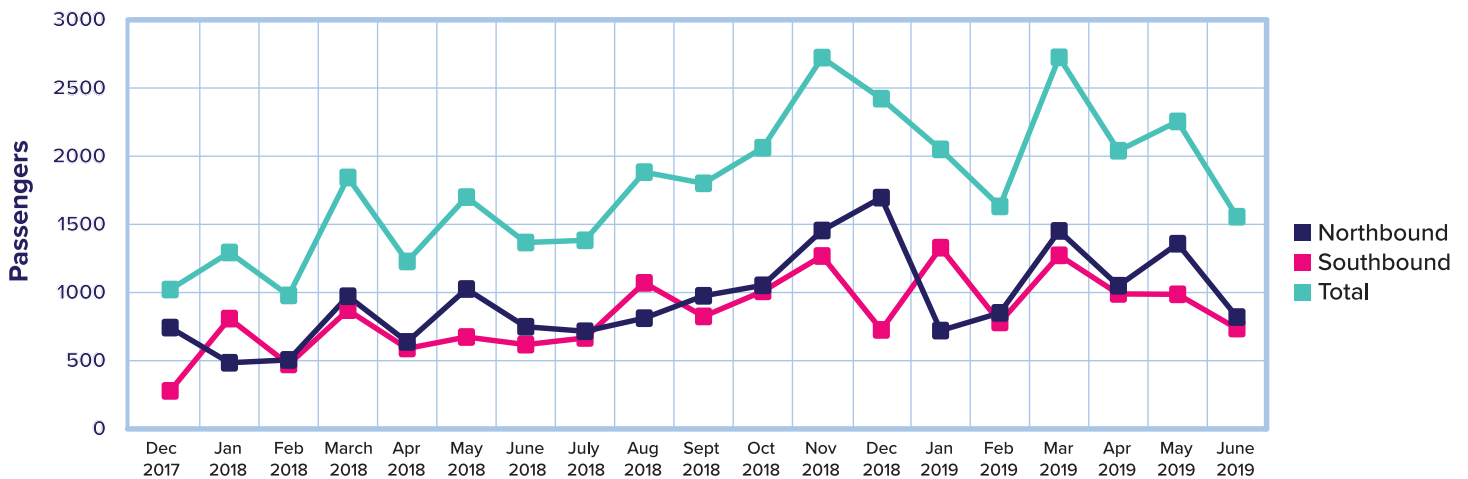
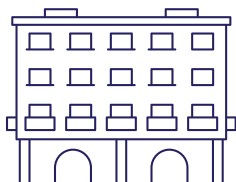


The following data summarizes the Virginia Breeze’s performance in the second quarter, from April 1 through June 30, 2019.

VIRGINIA BREEZE RIDERSHIP

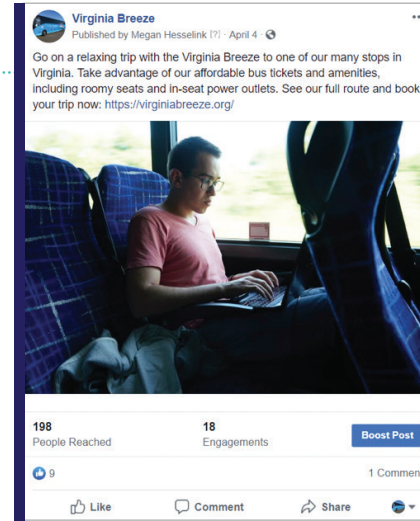


- The Virginia Breeze carried 5,851 passengers in the second quarter of 2019. This is a **36% increase** in ridership compared with the second quarter of 2018.
- The most popular northbound destinations were Union Station in Washington, D.C., Dulles International Airport, and Arlington, Virginia. These stops accounted for **96% of northbound trips**.
- Nearly **350 passengers** used the Breeze to make Megabus connections at Union Station for travel to and from New York City and Philadelphia.
- The most popular southbound destinations, in order, were Blacksburg, Harrisonburg, and Christiansburg, representing **78% of southbound riders**.
- The farebox recovery rate was **73% of costs**.
- The average cost per mile was **\$1.23**, and the average cost per passenger was **\$12.60**.



- The top Facebook post garnered **18 engagements**, and the top Instagram post had **24 engagements**.

- DRPT is working to **expand intercity bus service** to other parts of the Commonwealth. A study is underway to identify the next two corridors for expansion. Service in the two new corridors is expected to be operational in spring 2020.



(The Instagram image above is from Staunton Tourism Agency.)

		NORTHBOUND									
		Departure stop									
		BLA	CHS	LEX	STA	HRB	FR	IAD	ARL	WAS	Total Rides
Destination stop	BLA										
	CHS	1									1
	LEX	13	-								13
	STA	13	6	3							22
	HRB	40	15	1	3						59
	FR	17	9	9	9	4					48
	IAD	590	61	56	54	392	25				1178
	ARL	235	67	31	21	204	14	2			574
	WAS	414	184	101	73	345	98	94	24		1333
Total Rides		1323	342	201	160	945	137	96	24		3228

		SOUTHBOUND									
		Departure stop									
		WAS	ARL	IAD	FR	HRB	STA	LEX	CHS	BLA	Total Rides
Destination stop	WAS										
	ARL	25									25
	IAD	120	-								120
	FR	105	24	23							152
	HRB	278	178	246	6						708
	STA	65	22	21	9	4					121
	LEX	97	32	30	5	1	1				166
	CHS	167	70	54	12	16	5	2			326
	BLA	364	213	344	22	47	8	7	-		1005
Total Rides		1221	539	718	54	68	14	9	-		2623

