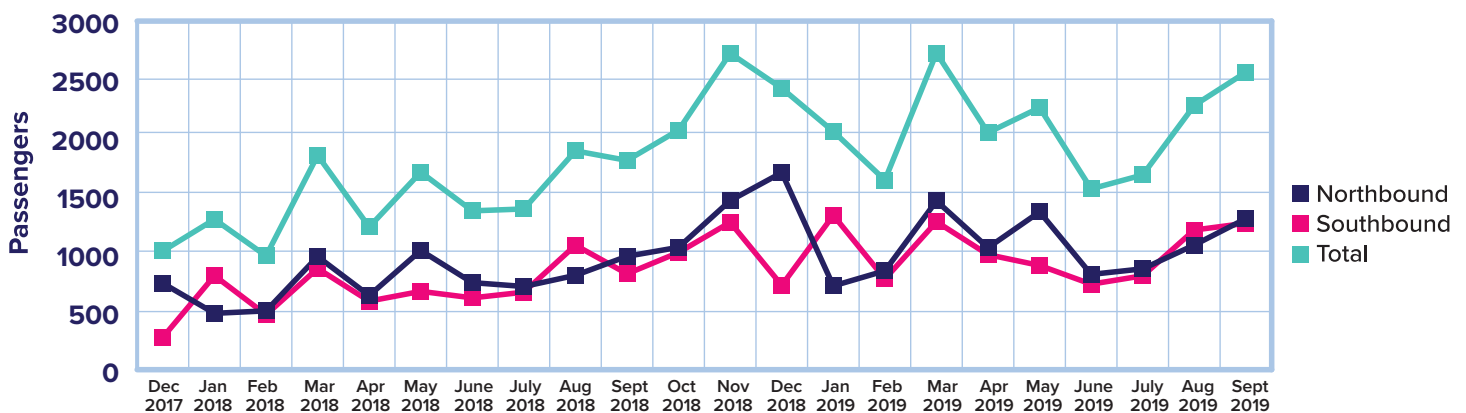
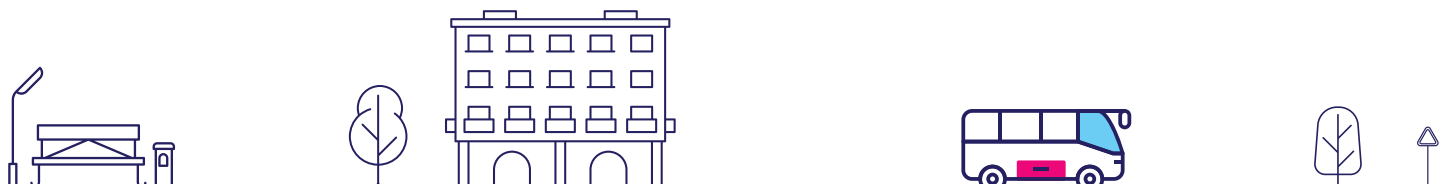


The following data summarizes the Virginia Breeze's performance in the third quarter, from July 1 through September 30, 2019.

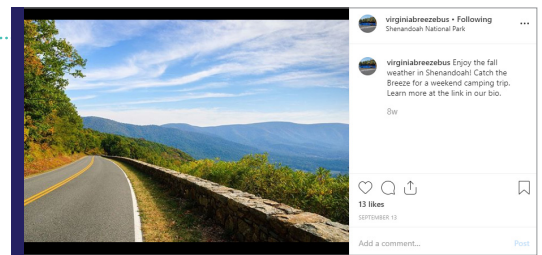
VIRGINIA BREEZE RIDERSHIP



- The Virginia Breeze carried 6,511 passengers in the third quarter of 2019. This is a **28% increase** in ridership compared with the third quarter of 2018.
- The most popular northbound destinations were Union Station in Washington, D.C., Dulles International Airport, and Arlington, Virginia. These stops accounted for **93% of northbound trips**.
- Nearly **356 passengers** used the Breeze to make Megabus connections at Union Station for travel to and from New York City and Philadelphia.
- The most popular southbound destinations, in order, were Blacksburg, Harrisonburg, and Christiansburg, representing **84% of southbound riders**.
- The farebox recovery rate was **79% of costs**.
- The average cost per mile was **\$.97**, and the average cost per passenger was **\$9.92**.



- The top Facebook post garnered **37 engagements**, and the top Instagram post had **13 engagements**.
- DRPT is **expanding intercity bus service** to other parts of the Commonwealth. The Piedmont Express will begin in Danville and end at Union Station via Dulles. The second route, the Capital Connector, will start in Martinsville and terminate at Main Street Station in Richmond. Service in the two new corridors is expected to be operational in spring 2020.



		NORTHBOUND									
		Departure stop									
		BLA	CHS	LEX	STA	HRB	FR	IAD	ARL	WAS	Total Rides
Destination stop	BLA										
	CHS	-									
	LEX	6	3								9
	STA	22	8	1							31
	HRB	108	22	2	4						136
	FR	24	9	1	15	14					63
	IAD	493	64	56	58	443	17				1131
	ARL	237	66	15	17	225	21	-			581
	WAS	380	194	72	61	397	80	73	33		1290
Total Rides		1270	366	147	155	1079	118	733	33		3241

		SOUTHBOUND									
		Departure stop									
		WAS	ARL	IAD	FR	HRB	STA	LEX	CHS	BLA	Total Rides
Destination stop	WAS										
	ARL	32									32
	IAD	107	2								109
	FR	70	18	12							100
	HRB	327	214	352	10						903
	STA	85	12	38	12	3					150
	LEX	75	15	47	5	5	-				147
	CHS	202	66	56	9	26	3	7			369
	BLA	408	255	634	24	112	22	5	-		1460
Total Rides		1306	582	1139	60	146	25	12	-		3270

